

CHILLMASTER
Heating and Cooling Equipment




**ENGINEER
SOLUTIONS.
DELIVER RESULTS.**

CMC

Standard Water Cooled Modular Chiller

- Capacity: 10 – 80T ($\leq 800T$ /bank)
- Standard EVAP: 40°F
- Frame Width: 34"
- 208/230V, 460V, 575V
- Scroll Compressor
- Electronic Expansion Valves
- Fixed & Variable Capacity
- 4-Pipe, 6-Pipe, & 8-Pipe System



CML

Surgical, Pharmacy & Lab Modular Chiller

- Capacity: 10 – 60T ($\leq 600T$ /bank)
- ChillMaster® EVAP: 34°F
- No Glycol Required
- Frame Width: 34"
- 208/230V, 460V, 575V
- Scroll Compressor
- Fixed & Variable Capacity
- Head Pressure Control



AMC

Air Cooled Modular Chiller

- Capacity: 20–30T ($\leq 300T$ /bank)
- Ambient Operation: 0 to 140°F
- Standard EVAP: 40°F
- Frame Width: 40"
- 230 – 460V
- Dual ECM Fans
- Fixed & Variable Speed
- Single & Dual Circuits



RMC

Remote Modular Condenser

- Capacity: 30 – 60T ($\leq 600T$ /bank)
- Ambient Operation: 0 to 140°F
- Frame Width: 40"
- 230–460V/3ph/60hz
- Dual ECM Fans
- Single, Dual & Quad Circuits
- Micro Channel Coil
- Head Pressure Control



CMR

Heat Recovery Modular Chiller


- Capacity: 10 – 70T ($\leq 700T$ /bank)
- Water Temp: up to 170°F
- Frame Width: 34"
- 208/230V, 460V, 575V
- Scroll Compressor
- Brazed Plate Heat Exchanger
- Fixed & Variable Capacity
- Combined COP



CMP

Water Source Modular Heat Pump

- Capacity: 10 – 60T ($\leq 600T$ /bank)
- Cooling Mode: 40°F
- Heating Mode: 140°F
- Frame Width: 34"
- 208–230V, 460V, 575V
- Reversing Valves
- Fixed & Variable Capacity
- 4-Pipe, 6-Pipe & 8-Pipe System



CMY

New York Slim Modular Chiller

- Capacity: 10 – 30T ($\leq 300T$ /bank)
- Water Temp: 40°F
- Frame Width: 24"
- 208/230V, 380V, 460V, 575V
- Dual Refrigeration Circuits
- Scroll Compressor
- Noise Attenuation Paneling
- Designed for Small Spaces



PUMP PACKAGE

Water Source

- Evaporator Pump(s)
- Condenser Pump(s)
- 15 Gal. Expansion Tank
- Y-Strainers
- Redundant & Variable Speed
- Pressure Differential Package
- Suction Diffuser
- Lead-Lag Control



RPM

Remote Program Monitoring


- Reliable 4G High-Speed Data Connection
- 24-Hour Remote Web Portal Access
- Seasonal Set-Point Adjustments
- Remote Factory Maintenance
- Data Analysis & Reporting
- Email Alerts & Notifications
- Alarm Diagnostics
- Multi-Site Monitoring



PUMP PACKAGE

Air Source

- Pressure Differential Package
- Variable Frequency Drive (VFD)
- Y-Strainers
- Redundant Pump
- Buffer Tank
- Expansion Tank
- Air Separator
- Pump Starter



AMP

Air Source Modular Heat Pump

- Capacity: 30T ($\leq 300T$ /bank)
- Ambient Operation: -15 to 140°F
- Cooling Mode: 40°F
- Heating Mode: 140°F
- Frame Width: 48"
- Dual ECM Fans
- Domestic Hot Water Heating
- 2-Pipe & 4-Pipe Configuration



OPTIONAL FEATURES

ChillMaster® System Add-Ons

- ChillMaster® Proprietary No-Clog Heat Exchanger
- Double Wall-Heat Exchanger
- Building Management System (BACnet MSTP or IP)
- 5-Year Extended Warranties
- On-Site Startup & Training
- Rail Mounting System
- Modulating Isolation Valves
- Integral Pumps



CHILLMASTER

1037 Old Salem Road
Murfreesboro, TN 37129

(615) 895-8492

Visit us at chillmaster.net